





Sensible Products for a Non-Sensible World

Constructing SenSci Volcano®

To construct a SenSci Volcano, remove a clear bottom from the box and identify the side with the vial cavity. Snap the side with the vial cavity into the black top. Make sure the vial cavity is inside the monitor once the bottom is snapped in.



Place side with the vial cavity inside the Volcano, snap into place.



Place the Volcano flat on the ground.




SenSci Volcano® and Activ^{CR} Directions for Use

Read and follow all label directions for this product.

SenSci Activ^{CR} Bed Bug Lure is an attractant designed to increase the probability that a bed bug monitor detects the presence of bed bugs. The mild odor from this product will dissipate shortly after opening the packet.

DIRECTIONS:

1. Wearing gloves, remove one Active^{CR} vial from the packaging.
2. Insert Activ^{CR} vial into the cavity of the Volcano bottom and push down to secure the vial.
3. Place the bottom of the Volcano into the top so that the vial is on the inside of the Volcano.
4. To remove or replace the Activ^{CR} vial, push a pointed instrument into the opening on the side of the cavity and push the vial up to remove the old vial.
5. Place the monitor on the floor next to legs of a bed behind headboards and other associated sleeping areas. Bed bugs may take 24 hours or more to respond to the lure. Inspect the monitor(s) periodically.



Remove the Activ^{CR} vial and put into the cavity on bottom of the Volcano and snap into place



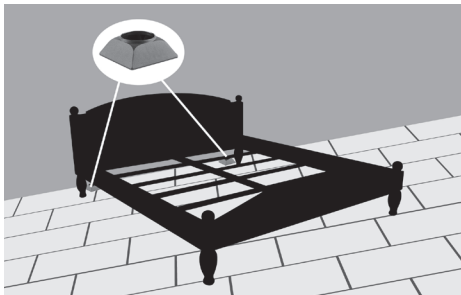
Activ Usage

Preliminary research suggests that SenSci Activ vials be replaced every 2-3 months for optimal results. For expiration information, please refer to the expiration date on the sealed bag that contains the vials.

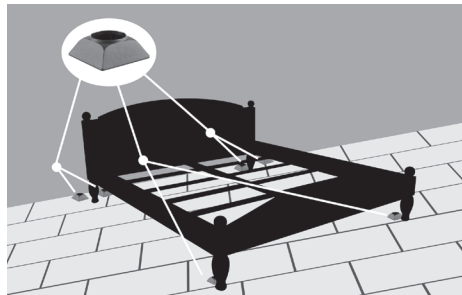
Volcano Placement

Bed bugs are known to travel along seams and edges. Knowing that bed bugs use seams and edges to travel around an environment, it is reasonable to expect bed bugs to walk along baseboards until they gain access to their host on the bed or couch. Therefore, to increase the chance of detecting bed bugs with a monitor, place monitors in areas of suspected travel such as corners of the room or along baseboards near sleeping areas. Monitors should also be placed next to legs of the bed or couch to increase your odds of detecting bed bugs.

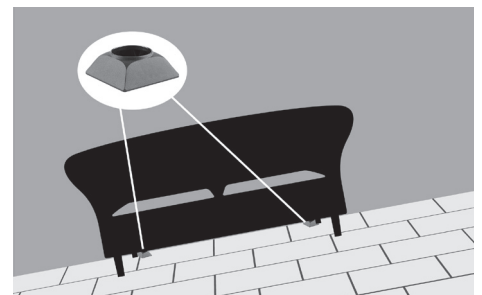
Place SenSci Volcano or ActivVolcano flat on any surface bed bug are known or suspected to travel or hide. Possible locations includes but are not limited to along the baseboard and next to bed and couch legs. Inspect the monitor periodically for the presence of bed bugs. If bed bugs are found, dispose of bugs by flushing down the toilet or disposing of them in a sealed bag in an outdoor trash. It is recommended to replace Volcano once per year.



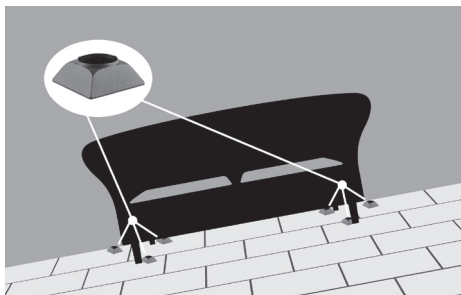
Proactive Bed Bug Monitoring - Beds
Place one SenSci Volcano or ActivVolcano next to each leg at the head of the bed (typical bed has 2 head legs).



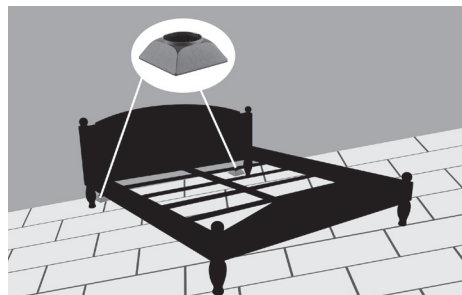
Reactive Bed Bug Monitoring during or after an active Infestation - Beds
Place a SenSci Volcano or ActivVolcano next to each leg of the bed as well as on the floor against the baseboard on each side of the bed.



Proactive Bed Bug Monitoring - Couches/Upholstered Furniture
Place one SenSci Volcano or ActivVolcano next to each leg on the back corners of the couch.



Reactive Bed Bug Monitoring during or after an active infestation - Couches/Upholstered Furniture
Place a SenSci Volcano or ActivVolcano next to every couch leg as well as on the floor against the baseboard on each side of the back of the couch.



Commercial Settings - Hotels
To proactively monitor for bed bugs place one SenSci Volcano or ActivVolcano on the floor against the baseboard to each side of the bed.



Commercial Settings - Offices
To proactively monitor for bed bugs place one SenSci Volcano or ActivVolcano in every office cubicle on the floor against a cubicle wall. Monitors should also be placed within 3-5 feet of any area where personal belongings are stored as they are common routes of entry for bed bugs to office spaces.